

INDEX

1) Kindly provide relevant documents highlighting the institutional facilities provided to the students to avail self study courses as per Data Template.

2) Kindly provide Document showing teachers' mentoring and assistance to students to avail of self-study courses

INDEX

- 1) Self-Study Course Information
Students to avail self-study courses

1.2.4

1.2.5

Created Feb 1 Feb 1 (Edited Feb 1)

Lecture No. 3

Hello friends,

This is the third lecture regarding the distribution of topics for self-learning.

1. Why self-learning?
2. What is self-learning?
3. What is the importance of self-learning?
4. How to do self-learning?
5. What is co-operative learning?
6. What is the importance of co-operative learning?
7. What is peer learning?
8. What is collaborative learning?
9. What is a repository?
10. What is the importance of a repository?
11. What are the expectations of NAAC about self-learning?
12. What is AAA?
13. How to maintain the record of self-learning?
14. What is the role of Google classroom?
15. How to upload the PPT on Google Classroom?

This lecture is the orientation of self-learning programme.

व्याख्यान क्र. 3

नमस्कार मित्रांनो,

स्वयं-शिक्षणासाठी विषयांच्या वितरणासंबंधीचे हे तिसरे व्याख्यान आहे.

1. स्व-शिक्षण का?
2. स्व-शिक्षण म्हणजे काय?
3. स्व-शिक्षणाचे महत्त्व काय आहे?
4. स्व-शिक्षण कसे करावे?
5. सहकारी शिक्षण म्हणजे काय?
6. सहकारी शिक्षणाचे महत्त्व काय आहे?
7. पीअर-लर्निंग म्हणजे काय?
8. सहयोगी शिक्षण म्हणजे काय?
9. भांडार म्हणजे काय?
10. भांडाराचे महत्त्व काय आहे?
11. स्वयं-शिक्षणाबद्दल NAAC कडून काय अपेक्षा आहेत?
12. AAA म्हणजे काय?
13. स्व-शिक्षणाचा रेकॉर्ड कसा राखायचा?
14. Google वर्गाची भूमिका काय आहे?
15. Google Classroom वर PPT कसा अपलोड करायचा?

हे व्याख्यान स्वयं-शिक्षण कार्यक्रमाचे अभिमुखता आहे.

(1 February 2023 at 12 o'clock)



Ruhande

PRINCIPAL

Tilak College of Education
Pune-411030.

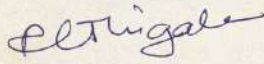


TILAK COLLEGE OF EDUCATION, PUNE 30


CERTIFICATE OF APPRECIATION



This is to certify that ***Neha Baban Shinde*** has successfully completed the self-study course of Advanced Pedagogy and Application of ICT of 30 days duration and her review paper entitled, “**Advanced ICT: Features and Pedagogical Strategies in Education,**” is published in the “Scholarly Research Journal for Interdisciplinary Studies” special issue of Tilak College of Education, Pune 30 Advanced Pedagogy and Application of ICT, Vol/Issue 12/57 of Sept. 23. We appreciate the efforts taken by the participant.



Dr. Rajendra Thigale
Techno-Pedagogy Committee



Dr. Radhika Inamdar.
Principal

MED 105 Communication Skills & Yoga Education

A. Communication Skills


Report

In academic year 2022-23 as per the syllabus given by SPPU in course 105 there are two parts - Part A Communication Skill and part B Yoga Education. In part A Communication skill, 10 activities are given from which 3 activities were conducted by the institute.

1. Self- introduction
2. Story from Picture
3. Spot communication

Orientation for Course 105 was conducted on 15th Dec. 2022. Above three activities were conducted on 15th, 16th and 17th Feb. 2023 in the college as per the planning. Submission of Communication skill activities was scheduled on 20th March 2023.




Asst. Prof. Mayuri Mahajan
Course In-charge

MED 105 Communication Skills & Yoga Education

Annual Planning & Time table

Communication Skills Activities

Orientation – 15th Dec. And 17th Dec. 2022

Presentation – Activity 1 – 15th Feb.2023

Activity 2 - 16th Feb. 2023


Activity 3 – 17th Feb. 2023

Yoga Education Practical



Orientation – 17th Dec. 2022

Submission – 20th Mar. 2023





Pune, Maharashtra, India
 Santulan 1559 Sadashiv Peth 1st Floor Above Ace Brain
 Showroom Opposite Hotel Suyash Pune, Laxmi Park Colony
 Sadashiv Peth, Pune, Maharashtra 411030, India
 Lat 18.505478°
 Long 73.847166°
 04/02/23 02:20 PM GMT +05:30



Pune, Maharashtra, India
 Santulan 1559 Sadashiv Peth 1st Floor Above Ace Brain Cor
 Showroom Opposite Hotel Suyash Pune, Laxmi Park Colony
 Sadashiv Peth, Pune, Maharashtra 411030, India
 Lat 18.505478°
 Long 73.847166°
 04/02/23 02:20 PM GMT +05:30

Pune, Maharashtra, India
 GR4W+8Y3, Lokamanya Nagar, Sadashiv Peth, Pune,
 Maharashtra 411030, India
 Lat 18.505584°
 Long 73.84732°
 04/02/23 02:31 PM GMT +05:30



Pune, Maharashtra, India
 Santulan 1559 Sadashiv Peth 1st Floor Above Ace Brain
 Showroom Opposite Hotel Suyash Pune, Laxmi Park Col
 Sadashiv Peth, Pune, Maharashtra 411030, India
 Lat 18.50547°
 Long 73.847101°
 04/02/23 02:32 PM GMT +05:30

Pune, Maharashtra, India
 GR4W+8Y3, Lokamanya Nagar, Sadashiv Peth, Pune,
 Maharashtra 411030, India
 Lat 18.505461°
 Long 73.847265°
 04/02/23 03:02 PM GMT +05:30




MED 105 Communication Skills & Yoga Education
B. Yoga Education
Report


In academic year 2022-23 as per the syllabus given by SPPU in course 105 there are two parts - Part A Communication Skill and part B Yoga Education. In part B Yoga Education there are two activities:

1. Book Review
2. Yoga activities conduction and report writing

Orientation for course 105 was conducted on 17th Dec. 2022 as per the planning. Submission of Yoga education activities was scheduled on 20th March 2023.




Asst. Prof. Mayuri Mahajan
Course In-charge


PRINCIPAL
Tilak College of Education
Pune-411030.

Tilak College of Education, Pune 411030

F.Y. B.Ed. [Batch 2022-23]

BED: 105 Advanced Pedagogy and Application of ICT

Topics allotted for the self learning

(On any unit or topic from the course)

English Medium		
Sr. No.	Topic	Roll No.
1	Concept of Advanced Pedagogy	147
2	Need of Advanced Pedagogy	148
3	Significance of Advanced Pedagogy.	149
4	Principles of Advanced Pedagogy [4/5]	150
5	Principles of Advanced Pedagogy [4/5]	151
6	Philip Jackson Model [General information]	152
7	What is Pre-active phase?	153
8	Role of teacher in pre-active phase	154
9	What is Interactive Phase?	155
10	Role of teacher in Interactive Phase	156
11	What is Post-active phase?	157
	Use of Various Pedagogies- [General information]	158
12	a) Student Voice [Concept, Advantages]	159
13	b) Differentiation [Concept, Advantages]	160
14	c) Critical Pedagogy [Concept, Advantages]	161
	d) Engagement student in Teaching Learning Process	162

15	[Concept, Advantages]	
16	Application of Advanced Pedagogy for Development of e-content	163
17	Concept Blended Learning	164
18	Types of Blended Learning	165
19	Concept of Experiential Learning	166
20	Use of Experiential Learning	167
21	Concept of Problem based learning	168
22	Use of Problem based learning	169
23	Concept of Scenario based learning	170
24	Use of Scenario based learning	171
25	Concept of System Approach in Teaching	172
26	Use of System Approach in Teaching	173
27	Concept of ICT in Education	174
28	Need of ICT in Education	175
29	Importance of ICT in Education	176
30	Application of ICT in Education	177
31	a) Teaching – Learning	178
32	b) Research	179
33	c) Publication	180
34	d) Administration	181
35	e) Evaluation	182
36	Challenges in integration of ICT in Indian Schools	183
37	barriers to integration of ICT in Indian Schools	184
38	ICT Teacher- Skills	185
39	ICT Teacher- Qualities	186
40	Safe use of ICT-Net safety	187

41	Netiquettes	188
42	Copy Right	189
43	Plagiarism	190
44	Concept of Advanced ICT Supported teaching strategies	191
45	Need of Advanced ICT Supported teaching strategies	192
46	Features Advanced ICT Supported teaching strategies	193
47	Principles Advanced ICT Supported teaching strategies	194
48	Importance Advanced ICT Supported teaching strategies	195
49	ICT & Teaching –learning Strategies	196
50	Web based learning	

Marathi Medium

Sr. No.	Topic	Roll No.
51	Web based learning	101
52	Co-operative learning	102
53	Collaborative Learning	103
54	C A I	104
55	Smart Classroom- Nature,	105
56	Smart Classroom- Features	106
57	Smart Classroom- Advantages	107
58	On-Line Learning resources- e-library,	108
59	Video Conferencing,	109
60	Webinars	110
61	Social networking for learning with special reference to facebook	111
62	Social networking for learning with special reference to WhatsApp tool.	112
63	Agencies using ICT for Education- Open Schools	113
64	Open universities,	114
65	Intel,	115
66	MOOC,	116
67	MCKL	117
68	Student Voice [Concept, Advantages]	118
69	Differentiation [Concept, Advantages]	119
70	Critical Pedagogy [Concept, Advantages]	120
71	Engagement student in Teaching Learning Process [Concept, Advantages]	121
72	Application of Advanced Pedagogy for Development of	122

	e-content	
73	Concept Blended Learning	123
74	Types of Blended Learning	124
75	Concept of Experiential Learning	125
76	Use of Problem based learning	126
77	Concept of Scenario based learning	127
78	Use of Scenario based learning	128
79	Concept of System Approach in Teaching	129
80	Use of System Approach in Teaching	130
81	Concept of ICT in Education	131
82	Need of ICT in Education	132
83	Web based learning	133
84	M-Learning	134
85	Co-operative learning	135
86	Collaborative Learning	136
87	C A I	137
88	Smart Classroom- Nature,	138
89	Smart Classroom- Features	139
90	Smart Classroom- Advantages	140
91	On-Line Learning resources- e-library	141
92	Video Conferencing,	142
93	Webinars	143
94	Social networking for learning with special reference to facebook	144
95	Social networking for learning with special reference to WhatsApp tool.	145
96	Agencies using ICT for Education- Open Schools	146
97		

	M-Learning	
98	Co-operative learning	
99	Collaborative Learning	
100	Webinars	

This activity is compulsory as per SPPU syllabus and Internal Evaluation, absent student will get Zero mark. In the class we have discussed about how to write the write up. Now the topics are distributed.

This document is followed by SOP document: Standard Operating Procedure regarding Write up, Submission and Evaluation key

Dr. Rajendra Thigale

For any query feel free to whatapp on 8788117832



S. P. Mandali's

Mobile No. 8263838388

टिळक शिक्षण महाविद्यालय, पुणे -
४११०३०.

Tilak College of Education, Pune 411030

NAAC – Reaccredited to Grade 'A' from 25th October 2013

1633, Sadashiv Peth, S.P. College campus, Pune - 411030.

Affiliated to Savitribai Phule Pune University (ID No. PU/PN/Edn/009, 1941)

Website: www.tilakcollegeofeducation.org

E-mail: tilakcollege1941@gmail.com

Self Study Courses M. Ed.

M. Ed. Faculties encourage students for Self-study. In each course of each semester there is provision of Home Assignment. There is provision for students for self-study in the time table.

Facilities for self-study such as books, dissertations in the library are available. Faculties are also available for guidance in the library.

Procedure of the Self Study process –

1. Faculties allot Unit/s for the self-study from their Courses.
2. Students complete Home Assignment by self-study.
3. For the completion of the Home assignment, Students use library books facility.
4. Students ask their doubts to faculties. Faculties clear their doubts.
5. Students submit Home Assignments and faculties evaluate them.

Proof – Time table



S. P. Mandali's

Mobile No. 8263838388

टिळक शिक्षण महाविद्यालय, पुणे – ४११०३०.

Tilak College of Education, Pune 411030

NAAC – Reaccredited to Grade 'A' from 25th October 2013

1633, Sadashiv Peth, S.P. College campus, Pune – 411030.

Affiliated to Savitribai Phule Pune University (ID No. PU/PN/Edn/009, 1941)

Website: www.tilakcollegeofeducation.org

E-mail: tilakcollege1941@gmail.com

Self Study Lectures

Lecture No. 3

Hello friends.

This is the third lecture regarding the distribution of topics for self-learning.

1. Why self-learning?
2. What is self-learning?
3. What is the importance of self-learning?
4. How to do self-learning?
5. What is co-operative learning?
6. What is the importance of co-operative learning?
7. What is peer learning?
8. What is collaborative learning?
9. What is a repository?
10. What is the importance of a repository?
11. What are the expectations of NAAC about self-learning?
12. What is AAA?
13. How to maintain the record of self-learning?
14. What is the role of Google classroom?
15. How to upload the PPT on Google Classroom?

This lecture is the orientation of self-learning programme.

व्याख्यान क्र. 3

नमस्कार मित्रांनो.

स्वयं-शिक्षणासाठी विषयांच्या वितरणासंबंधीचे हे तिसरे व्याख्यान आहे.

1. स्व-शिक्षण का?
2. स्व-शिक्षण म्हणजे काय?
3. स्व-शिक्षणाचे महत्त्व काय आहे?
4. स्व-शिक्षण कसे करावे?
5. सहकारी शिक्षण म्हणजे काय?
6. सहकारी शिक्षणाचे महत्त्व काय आहे?
7. पीअर-लर्निंग म्हणजे काय?
8. सहयोगी शिक्षण म्हणजे काय?
9. भांडार म्हणजे काय?
10. भांडाराचे महत्त्व काय आहे?
11. स्वयं-शिक्षणाबद्दल NAAC कडून काय अपेक्षा आहेत?
12. AAA म्हणजे काय?
13. स्व-शिक्षणाचा रेकॉर्ड कसा राखायचा?
14. Google वर्गाची भूमिका काय आहे?
15. Google Classroom वर PPT कसा अपलोड करायचा?

हे व्याख्यान स्वयं-शिक्षण कार्यक्रमाचे अभिमुखता आहे.

(1 February 2023 at 12 o'clock)



S. P. Mandali's

Mobile No. 8263838388

टिळक शिक्षण महाविद्यालय, पुणे – ४११०३०.

Tilak College of Education, Pune 411030

NAAC – Reaccredited to Grade 'A' from 25th October 2013

1633, Sadashiv Peth, S.P. College campus, Pune – 411030.

Affiliated to Savitribai Phule Pune University (ID No. PU/PN/Edn/009, 1941)

Website: www.tilakcollegeofeducation.org

E-mail: tilakcollege1941@gmail.com

1.2.4 Students are encouraged and facilitated to undergo self-Study Courses /online/offline facilities provided by Institution

BED 105 Advanced pedagogy and application of ICT One Topic is assigned to the student-teachers for self-learning

- 1 Offline lecture is organized in the classroom for face-to-face communication.
- 2 Learning Material provided on Google Classroom.
- 3 Offline Personal guidance in the guidance room.
- 4 Online personal guidance on WhatsApp.
- 5 Replied to their queries on Google Classroom.
- 6 Topics are assigned to the student-teachers for self-learning.
- 7 Workshop arranged for the self-learning.
- 8 Students are encouraged to search the content.
- 9 Follow up of self-study was taken from time to time.
- 10 Student-teachers are motivated to write the term papers on given topic.
- 11 Student-teachers submitted their assignments in handwritten as well as in typed form.
- 12 Student-teachers are compelled to upload their term-papers on Google Classroom.
- 13 Assessment of the term paper is done by using Evaluation key prepared by the faculty.
- 14 All the students are compelled to enrol the self-learning as a compulsory activity.
- 15 The term paper or review paper writing is innovative idea for B.Ed. Curriculum and it is our best practice from last two years.
- 16 College is providing computer lab, and library resources for the same.
- 17 Freedom of collaboration with faculties and peer for material resource and human resource is provided to the student-teachers.
- 18 Student-teachers are encouraged to use cooperative learning.

For guided self-learning 60 questions are assigned to the student-teachers

- 1 Some short answer type questions are assigned to prepare their background about ICT as pre-requisite and revision.
- 2 Some short answer type questions are assigned to apply the ICT for Advanced pedagogy.
- 3 Student-teachers submitted their assignments in handwritten form.
- 4 The assignments are assessed on the basis of evaluation key.
- 5 Writing done the self-study assignment is also considered as self-tutoring.
- 6 All the students are compelled to enrol the self-learning as a compulsory activity.

1.2.4 Self Study Courses

M. Ed. Faculties encourage students for Self-study. In each course of each semester there is provision of Home Assignment. There is provision for students for self-study in the time table.

Facilities for self-study such as books, dissertations in the library are available. Faculties are also available for guidance in the library.

Procedure of the Self Study process –

1. Faculties allot Unit/s for the self-study from their Courses.
2. Students complete Home Assignment by self-study.
3. For the completion of the Home assignment, Students use library books facility.
4. Students ask their doubts to faculties. Faculties clear their doubts.
5. Students submit Home Assignments and faculties evaluate them.

Proof – Time table



P. Mahand
PRINCIPAL
Tilak College of Education
Pune-411030.

Tilak College of Education, Pune 411030

F.Y. B.Ed. [Batch 2022-23]

BED: 105 Advanced Pedagogy and Application of ICT

Topics allotted for the self learning

(On any unit or topic from the course)

English Medium		
Sr. No.	Topic	Roll No.
1	Concept of Advanced Pedagogy	147
2	Need of Advanced Pedagogy	148
3	Significance of Advanced Pedagogy.	149
4	Principles of Advanced Pedagogy [4/5]	150
5	Principles of Advanced Pedagogy [4/5]	151
6	Philip Jackson Model [General information]	152
7	What is Pre-active phase?	153
8	Role of teacher in pre-active phase	154
9	What is Interactive Phase?	155
10	Role of teacher in Interactive Phase	156
11	What is Post-active phase?	157
	Use of Various Pedagogies- [General information]	158
12	a) Student Voice [Concept, Advantages]	159
13	b) Differentiation [Concept, Advantages]	160
14	c) Critical Pedagogy [Concept, Advantages]	161
	d) Engagement student in Teaching Learning Process	162

15	[Concept, Advantages]	
16	Application of Advanced Pedagogy for Development of e-content	163
17	Concept Blended Learning	164
18	Types of Blended Learning	165
19	Concept of Experiential Learning	166
20	Use of Experiential Learning	167
21	Concept of Problem based learning	168
22	Use of Problem based learning	169
23	Concept of Scenario based learning	170
24	Use of Scenario based learning	171
25	Concept of System Approach in Teaching	172
26	Use of System Approach in Teaching	173
27	Concept of ICT in Education	174
28	Need of ICT in Education	175
29	Importance of ICT in Education	176
30	Application of ICT in Education	177
31	a) Teaching – Learning	178
32	b) Research	179
33	c) Publication	180
34	d) Administration	181
35	e) Evaluation	182
36	Challenges in integration of ICT in Indian Schools	183
37	barriers to integration of ICT in Indian Schools	184
38	ICT Teacher- Skills	185
39	ICT Teacher- Qualities	186
40	Safe use of ICT-Net safety	187

41	Netiquettes	188
42	Copy Right	189
43	Plagiarism	190
44	Concept of Advanced ICT Supported teaching strategies	191
45	Need of Advanced ICT Supported teaching strategies	192
46	Features Advanced ICT Supported teaching strategies	193
47	Principles Advanced ICT Supported teaching strategies	194
48	Importance Advanced ICT Supported teaching strategies	195
49	ICT & Teaching –learning Strategies	196
50	Web based learning	

Marathi Medium

Sr. No.	Topic	Roll No.
51	Web based learning	101
52	Co-operative learning	102
53	Collaborative Learning	103
54	C A I	104
55	Smart Classroom- Nature,	105
56	Smart Classroom- Features	106
57	Smart Classroom- Advantages	107
58	On-Line Learning resources- e-library,	108
59	Video Conferencing,	109
60	Webinars	110
61	Social networking for learning with special reference to facebook	111
62	Social networking for learning with special reference to WhatsApp tool.	112
63	Agencies using ICT for Education- Open Schools	113
64	Open universities,	114
65	Intel,	115
66	MOOC,	116
67	MCKL	117
68	Student Voice [Concept, Advantages]	118
69	Differentiation [Concept, Advantages]	119
70	Critical Pedagogy [Concept, Advantages]	120
71	Engagement student in Teaching Learning Process [Concept, Advantages]	121
72	Application of Advanced Pedagogy for Development of	122

	e-content	
73	Concept Blended Learning	123
74	Types of Blended Learning	124
75	Concept of Experiential Learning	125
76	Use of Problem based learning	126
77	Concept of Scenario based learning	127
78	Use of Scenario based learning	128
79	Concept of System Approach in Teaching	129
80	Use of System Approach in Teaching	130
81	Concept of ICT in Education	131
82	Need of ICT in Education	132
83	Web based learning	133
84	M-Learning	134
85	Co-operative learning	135
86	Collaborative Learning	136
87	C A I	137
88	Smart Classroom- Nature,	138
89	Smart Classroom- Features	139
90	Smart Classroom- Advantages	140
91	On-Line Learning resources- e-library	141
92	Video Conferencing,	142
93	Webinars	143
94	Social networking for learning with special reference to facebook	144
95	Social networking for learning with special reference to WhatsApp tool.	145
96	Agencies using ICT for Education- Open Schools	146
97		

	M-Learning	
98	Co-operative learning	
99	Collaborative Learning	
100	Webinars	

This activity is compulsory as per SPPU syllabus and Internal Evaluation, absent student will get Zero mark. In the class we have discussed about how to write the write up. Now the topics are distributed.

This document is followed by SOP document: Standard Operating Procedure regarding Write up, Submission and Evaluation key

Dr. Rajendra Thigale

For any query feel free to whatapp on 8788117832



S. P. Mandali's

Mobile No. 8263838388

टिळक शिक्षण महाविद्यालय, पुणे -
४११०३०.

Tilak College of Education, Pune 411030

NAAC – Reaccredited to Grade 'A' from 25th October 2013

1633, Sadashiv Peth, S.P. College campus, Pune - 411030.

Affiliated to Savitribai Phule Pune University (ID No. PU/PN/Edn/009, 1941)

Website: www.tilakcollegeofeducation.org

E-mail: tilakcollege1941@gmail.com

Self Study Courses M. Ed.

M. Ed. Faculties encourage students for Self-study. In each course of each semester there is provision of Home Assignment. There is provision for students for self-study in the time table.

Facilities for self-study such as books, dissertations in the library are available. Faculties are also available for guidance in the library.

Procedure of the Self Study process –

1. Faculties allot Unit/s for the self-study from their Courses.
2. Students complete Home Assignment by self-study.
3. For the completion of the Home assignment, Students use library books facility.
4. Students ask their doubts to faculties. Faculties clear their doubts.
5. Students submit Home Assignments and faculties evaluate them.

Proof – Time table



S. P. Mandali's

Mobile No. 8263838388

टिळक शिक्षण महाविद्यालय, पुणे – ४११०३०.

Tilak College of Education, Pune 411030

NAAC – Reaccredited to Grade 'A' from 25th October 2013

1633, Sadashiv Peth, S.P. College campus, Pune – 411030.

Affiliated to Savitribai Phule Pune University (ID No. PU/PN/Edn/009, 1941)

Website: www.tilakcollegeofeducation.org

E-mail: tilakcollege1941@gmail.com

Self Study Lectures

Lecture No. 3

Hello friends.

This is the third lecture regarding the distribution of topics for self-learning.

1. Why self-learning?
2. What is self-learning?
3. What is the importance of self-learning?
4. How to do self-learning?
5. What is co-operative learning?
6. What is the importance of co-operative learning?
7. What is peer learning?
8. What is collaborative learning?
9. What is a repository?
10. What is the importance of a repository?
11. What are the expectations of NAAC about self-learning?
12. What is AAA?
13. How to maintain the record of self-learning?
14. What is the role of Google classroom?
15. How to upload the PPT on Google Classroom?

This lecture is the orientation of self-learning programme.

व्याख्यान क्र. 3

नमस्कार मित्रांनो.

स्वयं-शिक्षणासाठी विषयांच्या वितरणासंबंधीचे हे तिसरे व्याख्यान आहे.

1. स्व-शिक्षण का?
2. स्व-शिक्षण म्हणजे काय?
3. स्व-शिक्षणाचे महत्त्व काय आहे?
4. स्व-शिक्षण कसे करावे?
5. सहकारी शिक्षण म्हणजे काय?
6. सहकारी शिक्षणाचे महत्त्व काय आहे?
7. पीअर-लर्निंग म्हणजे काय?
8. सहयोगी शिक्षण म्हणजे काय?
9. भांडार म्हणजे काय?
10. भांडाराचे महत्त्व काय आहे?
11. स्वयं-शिक्षणाबद्दल NAAC कडून काय अपेक्षा आहेत?
12. AAA म्हणजे काय?
13. स्व-शिक्षणाचा रेकॉर्ड कसा राखायचा?
14. Google वर्गाची भूमिका काय आहे?
15. Google Classroom वर PPT कसा अपलोड करायचा?

हे व्याख्यान स्वयं-शिक्षण कार्यक्रमाचे अभिमुखता आहे.

(1 February 2023 at 12 o'clock)



S. P. Mandali's

Mobile No. 8263838388

टिळक शिक्षण महाविद्यालय, पुणे - ४११०३०.

Tilak College of Education, Pune 411030

NAAC - Reaccredited to Grade 'A' from 25th October 2013

1633, Sadashiv Peth, S.P. College campus, Pune - 411030.

Affiliated to Savitribai Phule Pune University (ID No. PU/PN/Edn/009, 1941)

Website: www.tilakcollegeofeducation.org

E-mail: tilakcollege1941@gmail.com

1.2.4 Students are encouraged and facilitated to undergo self-Study Courses /online/offline facilities provided by Institution

BED 105 Advanced pedagogy and application of ICT One Topic is assigned to the student-teachers for self-learning

- 1 Offline lecture is organized in the classroom for face-to-face communication.
- 2 Learning Material provided on Google Classroom.
- 3 Offline Personal guidance in the guidance room.
- 4 Online personal guidance on WhatsApp.
- 5 Replied to their queries on Google Classroom.
- 6 Topics are assigned to the student-teachers for self-learning.
- 7 Workshop arranged for the self-learning.
- 8 Students are encouraged to search the content.
- 9 Follow up of self-study was taken from time to time.
- 10 Student-teachers are motivated to write the term papers on given topic.
- 11 Student-teachers submitted their assignments in handwritten as well as in typed form.
- 12 Student-teachers are compelled to upload their term-papers on Google Classroom.
- 13 Assessment of the term paper is done by using Evaluation key prepared by the faculty.
- 14 All the students are compelled to enrol the self-learning as a compulsory activity.
- 15 The term paper or review paper writing is innovative idea for B.Ed. Curriculum and it is our best practice from last two years.
- 16 College is providing computer lab, and library resources for the same.
- 17 Freedom of collaboration with faculties and peer for material resource and human resource is provided to the student-teachers.
- 18 Student-teachers are encouraged to use cooperative learning.

For guided self-learning 60 questions are assigned to the student-teachers

- 1 Some short answer type questions are assigned to prepare their background about ICT as pre-requisite and revision.
- 2 Some short answer type questions are assigned to apply the ICT for Advanced pedagogy.
- 3 Student-teachers submitted their assignments in handwritten form.
- 4 The assignments are assessed on the basis of evaluation key.
- 5 Writing done the self-study assignment is also considered as self-tutoring.
- 6 All the students are compelled to enrol the self-learning as a compulsory activity.

1.2.4 Self Study Courses

M. Ed. Faculties encourage students for Self-study. In each course of each semester there is provision of Home Assignment. There is provision for students for self-study in the time table.

Facilities for self-study such as books, dissertations in the library are available. Faculties are also available for guidance in the library.

Procedure of the Self Study process –

1. Faculties allot Unit/s for the self-study from their Courses.
2. Students complete Home Assignment by self-study.
3. For the completion of the Home assignment, Students use library books facility.
4. Students ask their doubts to faculties. Faculties clear their doubts.
5. Students submit Home Assignments and faculties evaluate them.

Proof – Time table



P. Mahand
PRINCIPAL
Tilak College of Education
Pune-411030.

INDEX

2) Teachers' mentoring and assistance to students to avail of self-study courses

TILAK COLLEGE OF EDUCATION, PUNE 30

Report on the Monitoring Mechanism of Self-Study 22-23

1. Introduction

As we all are aware about the importance of self-study at the under-graduate level. The students are well grown up and there should not be monitoring or supervising, but as even we have monitoring in all the sectors then why not in the Colleges. It is the responsibility of the students to learn, but at the end of the day or end of the year there should not be failures in the Institutions and the process should be 100% successful. Thus there should be periodic monitoring or supervising or a follow up mechanism Mention the scope and objectives of the report. Thus monitoring is incorporated in the self-study at B.Ed. level in our college.

1. To check the progress of students in the self-study
2. To provide them motivation to do the self-study

2. Methodology

The data of monitoring is collected on the Google classroom from last three years, the activities are spread throughout the year. The student-teachers are asking their queries on Whatsapp and Google classroom. The college has special mechanism of follow up through the diary cell group or mentoring group where the Group In-Charge faculty ask them about their studies and other problems and motivate them to do the study seriously and sincerely

3. Overview of the Monitoring Mechanism

1. Monthly meeting of Diary cell group: The group In-Charge faculty members are in contact with their students and group leader. There are officially monthly meeting of the group. The college organizes meetings of the groups at month's end.
2. The special meetings of Diary cell group: The special meetings are called as per the necessity, before and after the activities, even the students can meet the faculty members any time,
3. The Whatsapp Group: The faculty members created Whatsapp group of their students for regular communication. They take the follow up of self-study progress along with other submissions and completion of work.
4. The Google Classroom: The faculty member has created the Google Classroom for the course, the course material or learning material is uploaded on the Google Classroom, the self study activity is distributed throughout the academic year and partial submission for



the follow up are demanded as per the time schedule. So a kind of formative and summative evaluation is followed.

4. Effectiveness of the Mechanism

All the mechanism developed for the monitoring and follow up found effective as all the students who are participated in the activity are 100% submitting their work, presenting their work at the time of internal submission. They upload their progress time to time on Google classroom.

5. Challenges and Issues

There are some issues related to admission process, as there is delay in the admission process done by the Govt. of Maharashtra, the duration of course has become shorter after the COVID 19 outbreak. The faculty requires lots of patience to collect the feedback and students are not responding quickly on the social media due to the social media phobia or expression inferiority complex.

6. Recommendations

To enhance the effectiveness of self-study monitoring, the faculty recommended that the student-teachers should be techno savvy and follow the netiquettes.



Dr. Rajendra Thigale
Self-Study Department



Dr. Radhika Inamdar
Principal

PRINCIPAL
Tilak College of Education
Pune-411030.